

London Borough of Camden's Greenhouse Gas emission report for 2021/22

Own Estate and Operations

Preface

The council's Greenhouse Gas report covers Scope 1 and Scope 2 emissions from our estate and operations.

The report does not consider emissions from council owned housing assets and other commercial buildings that are leased by the council. The council uses the [UK Government Greenhouse Gas conversion factors for company reporting](#) to calculate CO₂e emissions from its own estate and operations.

Greenhouse Gas emissions and energy use for 2021/22

The council's carbon dioxide equivalent (CO₂e) emissions have fallen by 59% against the 2009/10 baseline. As Figure 1 shows, emission levels are 13% lower than the pre-pandemic year of 2018/19 but have risen by 8% when compared to the 2020/21 levels. The 2020/21 reporting year was heavily impacted by COVID-19 with many of the council's corporate buildings, leisure centres and schools operating at reduced capacity or closed. With COVID-19 restrictions being lifted in April 2021, CO₂e emissions have risen due to an increase in energy consumption from the estate. The increase in energy consumption is linked with staff returning to work in buildings and communities accessing services across the estate.

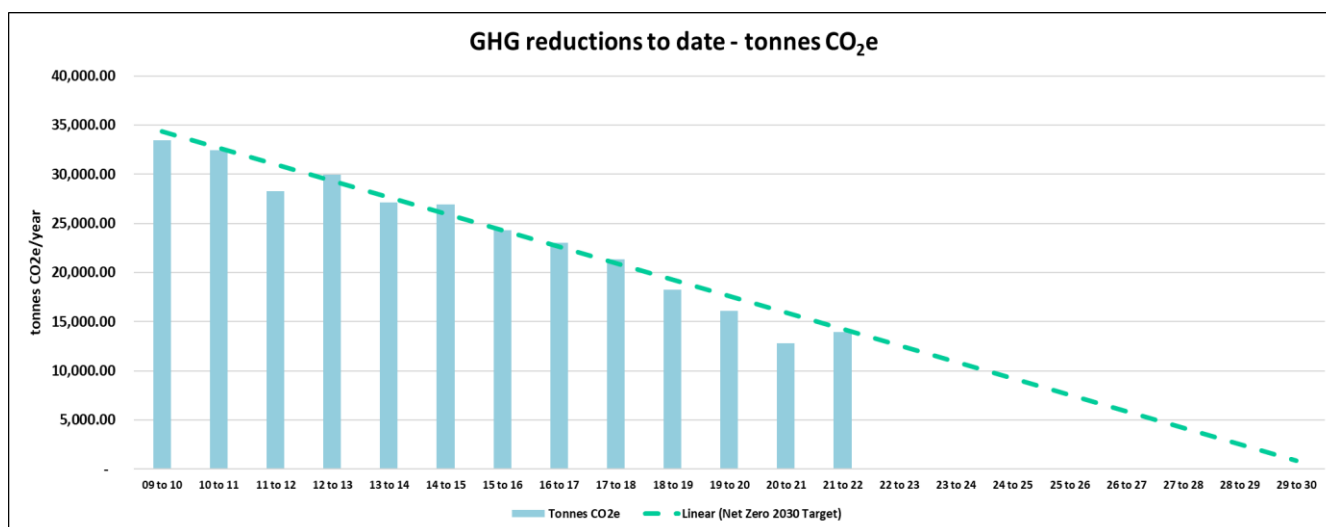


Figure 1 : GHG reductions to date

Figure 2 shows CO₂e emissions profiled across all sectors that are included in the council's footprint. The largest increase in emissions was experienced in Leisure Centres, where emissions rose by 43% when compared against 2020/21 levels. In 2020/21, Leisure Centres were closed for a period of 8 months which significantly reduced energy use and emissions from this sector. There have also been smaller increases in emissions from corporate buildings and schools increased by 8% and 4% respectively when compared to previous year positions.

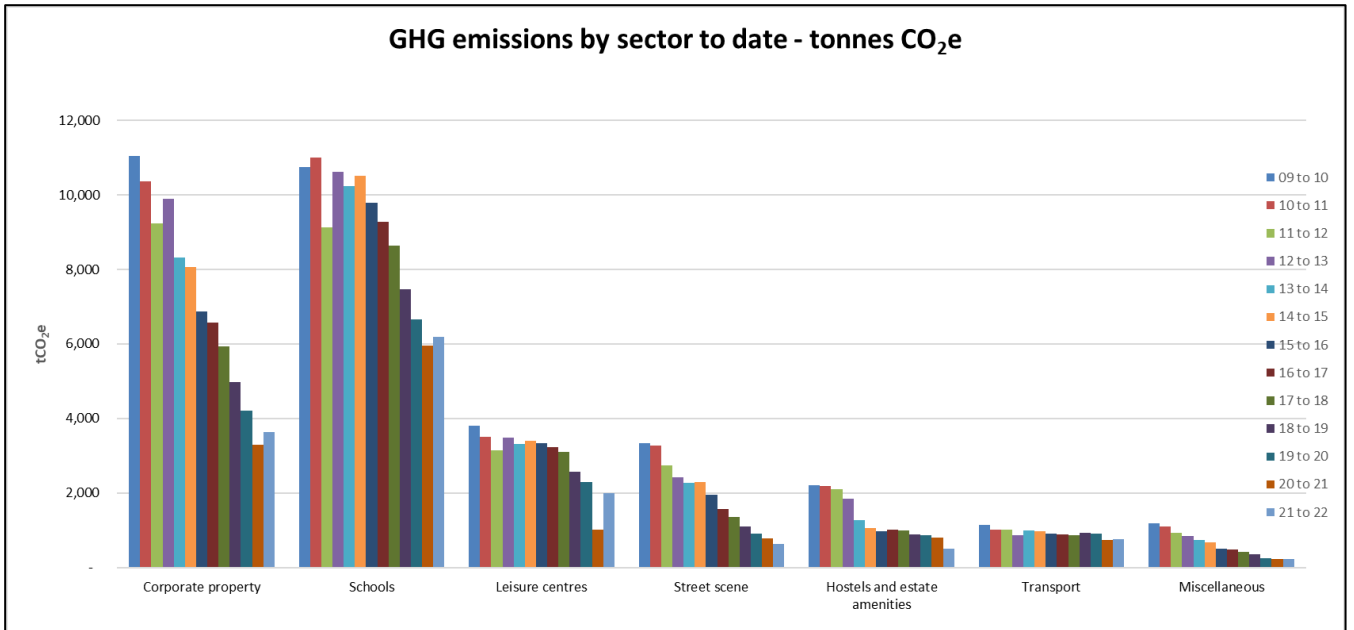


Figure 2 : GHG emissions by sector to date

Figure 3 summarises how CO₂e emissions are split across sectors. The pie chart shows that 90% of CO₂e emissions are linked to energy use in buildings. Through the council's Carbon Management Plan we will be focusing on initiatives over the next 7 years that will aim to reduce emissions from these buildings. The remaining 10% of emissions are linked to fuel use from the council's vehicles and Street lighting assets. With 7,500 of the council's street lighting now converted to LED lighting, we expect that the overall CO₂e contribution from this sector will reduce as the national grid continues to decarbonise over the next decade.

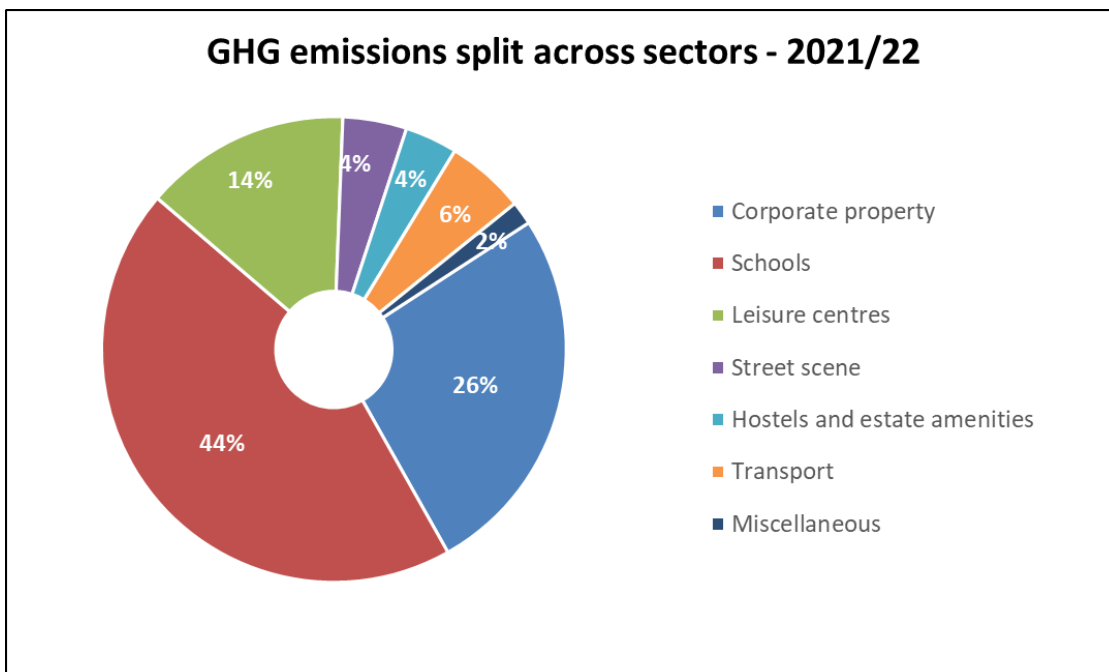


Figure 3 : GHG emissions split across sectors 2021/22

Figure 4 displays energy consumption and generation across the council's estate to date. Since 2009/10 energy consumption across the council's estate has fallen by 37%, with similar reductions in electricity and gas achieved over this period.

In 2021/22 gas use accounted for 57% of energy use whilst 37% was linked to electricity use. The remaining 4% of energy use is linked to district heating systems that serve corporate buildings and schools and electricity that is generated by on-site renewables.

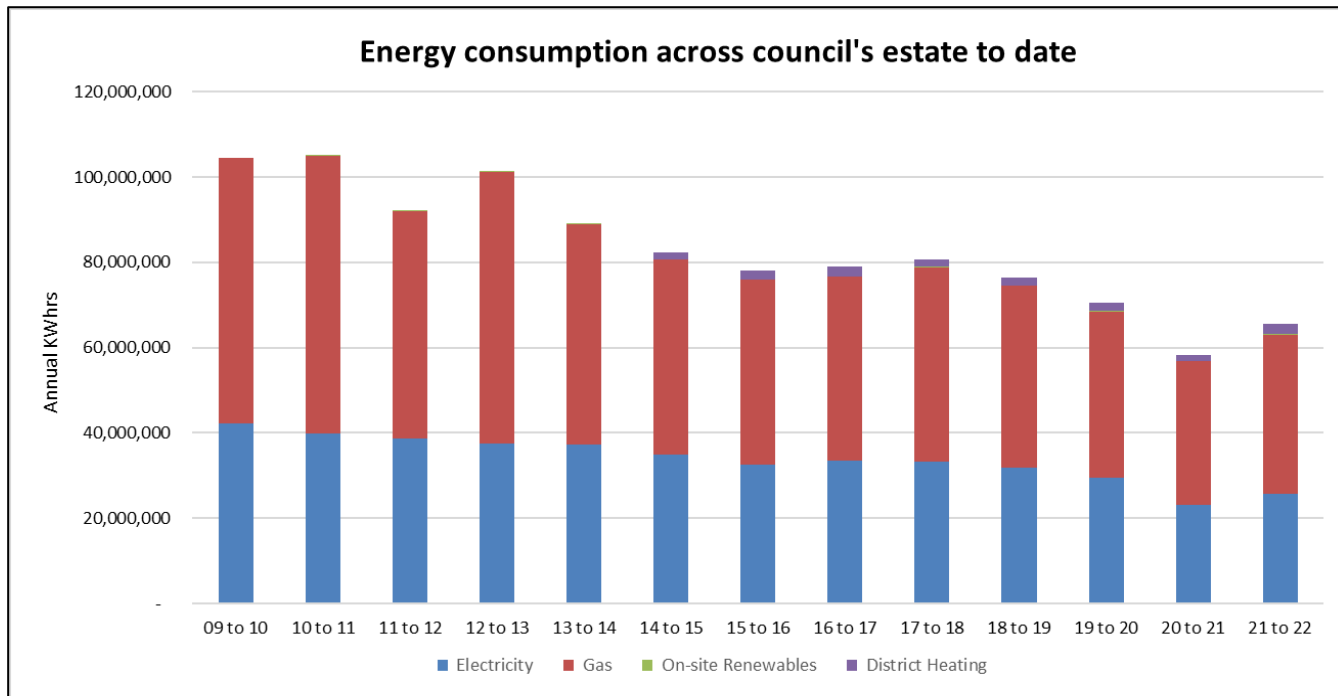


Figure 4 : Energy consumption across council's estate 2009 to date

Looking ahead to 2022/23

As part of Camden's Climate Action Plan 2020-2025, the council has committed doing everything it can to reduce CO₂e emissions from the borough to net zero by 2030.

Building on the success of the Council's previous Carbon Management Programme which achieved a 52% reduction against a 40% emission reduction target by 2020, the Council has developed an update to the Carbon Management Plan which has set in place a strategy for delivering CO₂e reductions across its estate and operations up to 2030.

The updated plan sets out the Council's approach to measuring, managing, and reducing emissions from our estate and operations. We will be prioritising initiatives that are aimed at improving management of energy use across our buildings and identifying opportunities to delivery energy efficiency and low-carbon heat measures across our buildings. Where possible we will also be exploring opportunities to increase on-site renewable generation across our estate. The council recognises that displacement of fossil fuel use across its buildings and vehicles is essential to delivering significant emission reductions by 2030 and we will be focusing efforts on delivering projects and strategies that enact this vision.

Project currently being delivered include the low carbon refurbishments of Swiss Cottage Library and Camden Town Hall. At Swiss Cottage Library, we are installing roof and wall insulation, ventilation improvements, double glazing, LED lighting and heat pumps with the aim to reduce emissions by more than 138t/CO₂e per annum, when compared to pre-refurbishment levels. The retrofit of Camden Town Hall will introduce secondary double

glazing, improved insulation, and heat pumps. The works are expected to reduce energy use by 60% and CO₂ emissions by 335t/CO₂ per annum. We are looking to roll out similar schemes across our estate over the next 7 years, with the ambition to target the most carbon intensive sectors and buildings first in a rolling programme.

The 2021/22 GHG report, will be published on the Council's website, submitted to Department for Energy Security and Net Zero, included in the next annual review of Camden's Climate Action Plan <https://www.camden.gov.uk/how-are-we-tackling-the-climate-crisis-in-camden> and shared internally.